




# 2023-2024 ACADEMIC YEAR NEWSLETTER



## Age 6 Sharing the planet

THIS ENGAGING UNIT FOCUSED ON EXPLORING OUR RIGHTS AND RESPONSIBILITIES IN THE STRUGGLE TO SHARE FINITE RESOURCES WITH OTHER PEOPLE AND WITH OTHER LIVING THINGS. IT ENCOURAGED STUDENTS TO CONSIDER HOW COMMUNITIES AND RELATIONSHIPS ARE AFFECTED BY ACCESS TO EQUAL OPPORTUNITIES, AND HOW WE CAN CONTRIBUTE TO A MORE SUSTAINABLE WORLD.



# VOGABULARY

## SOLAR SYSTEM AND PLANETS

SUN, MOON, MERCURY, MARS, VENUS, SATURN,  
URANUS, NEPTUNE, PLUTO, STARS, PLANET,  
EARTH, GALAXY

## LIVING AND NON-LIVING THINGS

OMNIVORE,  
CARNIVORE,  
HERBIVORE, SEEDS,  
PLANTS, ANIMALS

## LIFE CYCLES

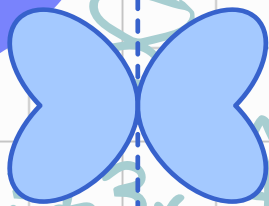
SEED, SEEDLING, PLANT, FLOWER,  
AIR, WATER, SUNSHINE, EGG,  
TADPOLE, FROG, CHICK, CHICKEN,  
CATERPILLAR, BUTTERFLY

## ANIMALS AND HABITATS

ARCTIC, POLAR BEAR, PENGUIN, ARTIC FOX, SNOW OWL,  
WALRUS, OCEAN, FISH, SHARK, WHALE, SEAHORSE,  
JELLYFISH, OCTOPUS, PUFFER FISH, WOODS, OWL, FOX,  
DEER, RACCOON, HEDGEHOG, DESERT, CAMEL, CHAMELEON,  
CHEETAH, ELEPHANT, LION, LIZARD, SNAKE

# MATHS AND STEAM

We did symmetry activities using animals as a format to develop our see and copy skills.




We learned to tell the time with our homeroom teachers using model clocks.



We grouped up into different stations to learn about 3D objects to find out their names and what real-life objects they are made up of.



We played magnets to learn the terms full, half and a quarter.




# C.C.L


## CHILD CENTERED LEARNING



We watched traditional videos from Mexico. And we designed our ponchos.



We did a treasure hunt for living and non-living things in our campus.



We created our own brand new objects by reusing recycleable items.

# COOKING

# TIME!



## EASY PEASY THREE INGREDIENT COOKIES

**MIX IT UP:** IN A BIG, BOWL, TOSS IN THE FLOUR, WHIPPED CREAM POWDER, AND SUNFLOWER OIL. STIR, MIX, AND SWIRL UNTIL EVERYTHING IS MIXED TOGETHER.

**SHAPE YOUR DREAMS:** TAKE YOUR DOUGH AND GET CREATIVE! ROLL IT, PAT IT, OR USE COOKIE CUTTERS TO MAKE FUN SHAPES. THIS IS YOUR MOMENT TO SHINE!

**READY, SET, BAKE:** PLACE YOUR COOKIES ON AN OVEN TRAY LINED WITH BAKING PAPER.

**INTO THE OVEN:** SLIDE YOUR TRAY INTO AN OVEN PREHEATED TO 180°C. LET THE COOKIES BAKE FOR 10-15 MINUTES UNTIL THEY'RE JUST STARTING TO TURN GOLDEN. KEEP AN EYE ON THEM - YOU DON'T WANT THEM TO BURN!

**FINISHING TOUCH:** ONCE BAKED TO PERFECTION, TAKE THEM OUT AND LET THEM COOL SLIGHTLY. THEN, SPRINKLE A GENEROUS DUSTING OF ICING SUGAR OVER THE TOP FOR A SWEET, SNOWY FINISH.



# COOKING

# TIME!



YUMMY YUMMY IN MY  
TUMMY ANIMAL FACE  
SNACKS

**SPREAD THE MAGIC:** GIVE EACH SNACK MAKER A DOLLOP OF MIXED TAHINI MOLASSES AND A BAMBOO KNIFE. LET THEM SPREAD IT ALL OVER THEIR TOAST.

**FRUIT FUN:** DISTRIBUTE THE SLICED BANANAS AND STRAWBERRIES. LET CREATIVITY SHINE AS THEY ARRANGE THE FRUIT TO CREATE ADORABLE ANIMAL FACES ON THE TOAST. EARS, NOSES, MOUTHS—THERE'S NO LIMIT TO THE FUN DESIGNS!

**EYE SPY:** FINALLY, PLACE THE BONIBON CANDIES ONTO THE ANIMAL FACE. THESE MAKE PERFECT EYES FOR THE FRUITY ANIMAL FACES. GET AS CREATIVE AND SILLY AS YOU WANT!

**ADMIRE AND ENJOY:** TAKE A MOMENT TO ADMIRE YOUR TASTY CREATIONS BEFORE THEY DIVE IN. SHARE LAUGHS AND ENJOY THESE DELICIOUS, FUN, AND HEALTHY SNACKS TOGETHER.



# P.E AND OUTDOOR ACTIVITIES



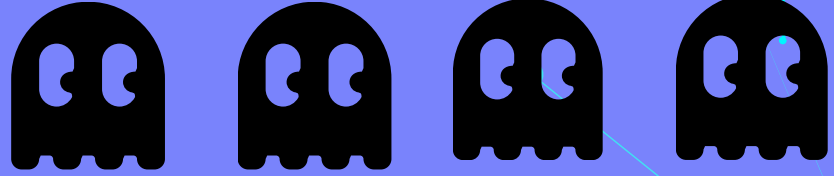
Through our games, exercises, and activities, children learned to follow instructions, interact with peers, and understand new vocabulary related to movement and sports. P.E. classes promote teamwork, social skills, and a love for an active lifestyle, making it a vital component of a well-rounded educational experience for young ESL students.




Our P.E classes are a fun and essential part of the curriculum. It helps our young learners develop their motor skills, coordination, and overall physical fitness while also providing an excellent opportunity to practice English in a dynamic and engaging environment.



# FUN TECH



In this class we continued to develop our young learners to the basics of technology through interactive and playful activities. From exploring educational apps and games, children developed their tech skills while practicing English.






# Story o'clock



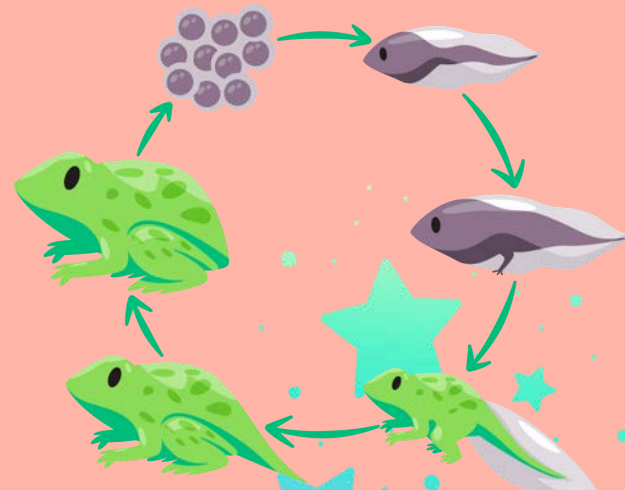
We read the book "The boy who grew a forest" and played games to sort animals into their correct habitats.



We learned more about animals names and how we sort them into different categories by reading the book "Alphatrain" and playing an online digital game.



We read the storybook "Flora" to learn about living things and their life cycles. Then we drew a flower by copying what we see.



# QR CODES

Here are some QR codes to some of the stories and songs we listened to in class so you can enjoy them at home too!



DAYS OF THE WEEK



MONTHS OF THE YEAR



SEASONS SONG



HOW TO DRAW PICTURES USING NUMBERS



HERBIVORE, OMNIVORE, CARNIVORE ANIMALS



WHO TOOK THE COOKIE SONG



LET'S COUNT TO 20!



LIFE CYCLE OF A PLANT



LIFE CYCLE OF A FROG



LIFE CYCLE OF A BUTTERFLY



SID THE SEED STORY



WHERE IS THE VERY HUNGRY CATERPILLAR



HABITATS



ANIMALS AND THEIR HABITATS



DESERT ANIMALS



SEA ANIMALS

# QR CODES

Here are some QR codes to some of the stories and songs we listened to in class so you can enjoy them at home too!



SEA ANIMALS  
VOCABULARY



FOREST  
ANIMALS



JUNGLE  
ANIMALS



JUNGLE ANIMALS  
AND THEIR SOUNDS



RECYCLING



PEPPA PIG  
RECYCLING



PEPPA PIG  
SWIMMING



PEPPA PIG  
SANDCASTLE



RECYCLING GEORGE



RECYCLING SONG



RECYCLING IS  
FUN STORY



EARTH DAY STORY



MILO GOES TO THE  
BEACH



BEACH  
VOCABULARY



BEACH SONG



SUMMER CLOTHES

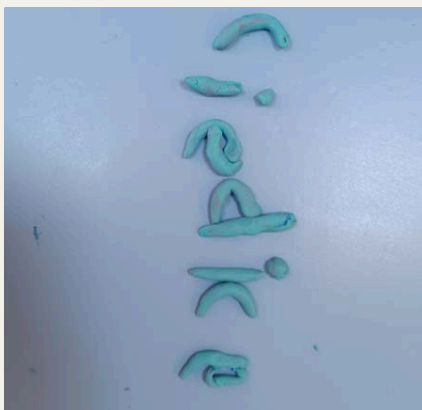

# SNAPSHOTS




# SNAPSHOTS



# SNAPSHOTS



# SNAPSHOTS



# SNAPSHOTS





# SNAPSHOTS

