

2024-2025 ACADEMIC YEAR

# NEWSLETTER

AGE 5


HOW WE ORGANISE OURSELVES

An inquiry into the interconnectedness of human-made systems and communities; the structure and function of organizations; societal decision-making; economic activities and their impact on humankind and the environment. The structure of a business may determine its success.

PAGE 1:  
VOCABULARY



PAGE 2: MATHS  
& STEAM



PAGE 3: CCL



PAGE 4/5/6:  
COOKING



PAGE 7: P.E. &  
OUTDOOR ACTIVITIES



PAGE 8: MATH  
SAFARI



PAGE 9: STORY  
O'CLOCK



PAGE 10: LINKS  
& QR CODES

PAGE 11/12:  
SNAPSHOTS



ERENK Y IŖIK KINDERGARTEN



Primary Years  
Programme

# Vocabulary

## WEATHER

Rainy  
Snowy  
Sunny  
Cloudy  
Windy  
Hot  
Cold

## COLORS

Red  
Pink  
Blue  
Orange  
Purple  
Yellow  
White  
Brown  
Black  
Green

## CLASSROOM OBJECTS

Scissors  
Crayons  
Markers  
Paper  
Play dough  
Glue stick  
School bag  
Bin  
Cupboard  
Book  
Eraser  
Table  
Chair  
Door  
Window

## NUMBERS

Numbers 1- 10

## STEAM

Square  
Circle  
Small  
Medium  
Big / Large  
Colors  
Shapes  
Patterns

## OCCUPATIONS

Police officer  
Vet  
Doctor  
Dentist  
Teacher  
Firefighter  
Farmer

## ESSENTIAL AGREEMENT

Raise your hand  
Toilet please  
Water please  
Sit down  
Stand up  
Line up  
Clean/ Tidy up  
Circle time



# Maths & STEAM



We became little artists and mixed the primary colors blue-yellow and red to form secondary colors.



We categorized objects according to their size; small-medium-large.




We made patterns using our little teddy bears. We had the opportunity to recognize how patterns form and we created our own pattern.



# Child Centered Learning

## TOWER VOCABULARY!

Tower blocks game was a hit and a great way of drilling classroom objects vocabulary.



## Veggie Measurement

We explored the concept of size, width and length. Our little ones had their own rulers, measured the length of each vegetable and attempt to write the corresponding number symbol.

## Colour swat RACE

This was a challenging but equally engaging activity in which the students had to pay attention to the color being called out and 'swat' the color before teacher!






# & Let's get cooking!

## Fruit Salad

- Seasonal Fruits such as; Pears, apples, bananas, grapes
- Coconut powder
- Powdered Sugar



Take a piece (half or quarter) of each fruit, and as many grapes as you want, then cut them with a safe knife ( We recommend knives made of bamboo ). Put the pieces in a bowl and sprinkle some coconut powder or powdered sugar on top. Enjoy!



## Chef's Hats!

In one of our cooking activities we made our own chef hats and became little chefs! We first colored and decorated the hat the way we wanted. Then we cut it out and stuck it on a crown made from cardboard.



# & Let's get cooking!

## Chocolate Chip Muffins

- 2 eggs
- 2/3 cup of sugar
- 1/2 of milk
- 1/2 cup of butter
- 1 package of baking powder
- 1 package of vanilla
- Half a package of chocolate chips
- 1 cup of flour
- Powdered sugar (for topping)




Put all the ingredients in a bowl and make sure it's mixed well, and then put it in the cupcake holders. Cook it for 30 minutes at 180 °C oven. When the cake is baked and cooled down you can sprinkle some powder sugar on top.

## Chocolate Cookies

- Ingredients:
  - 1 cup of melted butter (100 gr)
  - 2 cups of sugar
  - 2 eggs
  - 2 cups of flour
  - 3/4 cup of cocoa
  - Vanilla powder
  - Baking powder
- Melt your butter, and then add all your ingredients one by one in a bowl and mix them all up and make sure there isn't any lumps left. Then shape them as little balls using the cookie dough and put them on the oven tray.



# Chocolate Pudding




(ingredients are for 21 students)

- 2 packages of pudding
- 1 litre of milk
- 2 packages of petibör Biscuits
- Plastic cups
- Then they will get two biscuits each and crumble them up into the cups given. When the pudding is ready you can pour the pudding in each cup on top of the crumbled up biscuits inside. When the pudding has cooled down you can eat it.

# Face sandwich

- 1 slice of toast bread
- 1 slice of cheese,
- half a cherry tomato for the nose
- 2 slices of lettuce for the hair
- a thin piece of pepper for the mouth



# P.E AND OUTDOOR ACTIVITIES



This month we worked on balance and coordination. We had many different challenges to overcome. The students did well in both group and personal situations. Great start to the year.

## BODY CONTROL

We increased our body control through, workouts and exercises which require us to use our arms and legs simultaneously. We worked on how to improve our balance and coordination.



## SPORTSMANSHIP

We emphasised the importance of sportsmanship, ensuring kids understand that whether they win or lose they always need to remain respectful.





# Story O'Clock


We started the year by unpacking the elements that make up a story. Using the story "George Catches a Cold", we discovered many ways of understanding and retelling a story. Starting with characters and settings, we began to unravel our story. After getting a grasp of these elements, we moved on to identify the problem and the solution in the story. Moreover, we had a great time learning how to profile characters from the story.



## & Math Safari



This month in math safari, we learned about patterns. To incorporate our theme of the month, we used occupations to make patterns. To make the session even more fun, we played an online memory game about jobs. Furthermore, we completed a worksheet using different occupational hats. Moreover, we used the sentence structure 'when I grow up, I want to be a...' to talk about our favourite jobs



### Directions

For the other half of the month, we learned how to give directions. To begin with, we had enormous fun playing what's missing game to learn the target vocabulary. Furthermore, we played the badminton game using balloons to reinforce the vocabulary. Moreover, using a map and toys, we helped guide Teddy home using the target vocabulary. For further reinforcement, we took turns in guiding each other around the classroom.

# Gold Mine

Here's some QR codes to some of the stories and songs we listened to in class so you can enjoy them at home too!

**Rain Rain Go  
Away**



**Days of the  
Week**



**When I grow up**



**Occupations**



**The letter S**



**The letter A**



**My  
Neighborhood**



**Puppy is Lost**



**How's the  
weather song**





# SNAPSHOTS





# SNAPSHOTS

