

# NEWSLETTER

AGE 4

APRIL, MAY,  
JUNE

PYP THEME: WHERE WE ARE  
IN TIME AND SPACE



## VOCABULARY

PAGE 2



In exploring the disciplinary theme of 'Where we are in time and space,' we investigate our place in the world, including personal narratives, geographical locations, human endeavors such as discoveries and migrations, and the intricate connections between individuals and civilizations, all viewed from both local and global perspectives.



## COOKING

PAGE 8



## THE ENGLISH ACTIVITIES WE ENJOYED

PAGE 5



## P.E AND DMB WITH MR. MICHAEL

PAGE 10



PAGE 1





# VOCABULARY



## TRANSPORTATION VEHICLES

**Car**  
**Bus**  
**Truck**  
**School Bus**  
**Bike**  
**Plane**  
**Subway**  
**Hot Air Balloon**

## ANIMALS

**Cat**  
**Dog**  
**Turtle**  
**Monkey**  
**Rabbit**  
**Tiger etc.**



**Summer**  
**Winter**  
**Spring**  
**Fall**



# SONGS



THE WHEELS OF  
THE BUS



HERE COMES  
THE FIRE TRUCK



THE VEHICLES  
SONG



DRIVING IN MY  
CAR



RED LIGHT,  
GREEN LIGHT



LET'S BE PLANES  
SONG



LET'S GO  
SHOPPING




# ENGLISH ACTIVITIES THAT WE ENJOYED WITH MISS DUYGU;


## A. STORY O'CLOCK




**GO PETE GO!**



**BACKHOE JOE**




**THE LITTLE SCHOOL BUS**




**BLUE BOAT**



**RED LIGHT, GREEN LIGHT**



**BIG TRUCK**







## 1. THE VEHICLES

### PLAYING WITH THE VEHICLE

What's the best way to learn about vehicles while having fun? By playing of course! That's why we practiced speaking English while playing with vehicles and named them.



### HOT AIR BALLOON CRAFT

Since we are very interested in Hot Air Balloons and we thought how enjoyable it could be to fly, we prepared our own hot air balloons and had a lot of fun decorating them as we wish.

### VEHICLES ONLINE GAME TIME

We played an Online game through the platforms Wordwall, Tinytap to practice the name and the sounds of the vehicles.





## 2. THE VEHICLES

### VEHICLES DOT-TO-DOT

In this activity, students selected vehicles of their choice and connected the dots to reveal the complete image, providing a fun and interactive way to engage with transportation-themed learning materials.



### PLAYDOUGH TIME WITH VEHICLES

Among many options, we chose the vehicles we like and then created our own vehicles through the playdough mats. We created traffic signs, roads, vehicles etc.

### SHADOW-MATCHING THE VEHICLES

After we picked the vehicles, we named them and shadow matched it with its pair.







# OTHER ACTIVITIES



## CELEBRATING THE 23RD OF APRIL



We colored the puzzle pieces and created a whole puzzle by combining the puzzle pieces!



## MOTHER'S DAY ACTIVITY

To decorate our summer tree, we first colored it, then we had fun creating the cherries of our tree using pom-poms and various materials.


## LET'S RIDE THE BICYCLES

We created a track using signs containing traffic rules and carried out an activity that was both fun and educational by using our bikes on the track.



# COOKING WITH MISS DUYGU

## VEHICLE-SHAPED COOKIES



We put flour, sun-flower oil, whip cream powder into a bowl and mixed it all together and give our cookies the shape of a vehicle. Then, we put the tray in the oven and let it cook for 10-15 minutes at 180 degrees heated oven. Finally, we enjoyed eating them.

## BANANA MILKSHAKE

We put some milk, bananas, honey into a mixer and enjoyed our banana milkshakes.





# CHILD CENTERED LEARNING WITH MISS ECE

## TRACING THE VEHICLES

We chose the vehicle we like among many options given. Then we traced and colored our vehicles.



## CREATING VEHICLES WITH LEGOS

We played with legos and designed our vehicles using our creativity.

## CHOO CHOO TRAIN ACTIVITY


We created our own train as whole classroom by using the sponges, finger paint.



# P.E. AND ENGLISH WITH MR. MICHAEL

## COORDINATION

We had a lot of fun playing ball games in order to improve our hand eye coordination.



## TEAMWORK

We tried to improve our teamwork by playing games that help boost teamwork.

## FITNESS

We carried on developing our fitness level with the students.





# SNAPSHOTS







# SNAPSHOTS - 2

